



# VISIT TO NSWC, CARDEROCK A BIG HIT WITH WSMS & PSMS PARTICIPANTS

## *FLASH!!!! Clean Sweep By Boyle's CSS Shiloh*

---

### ***Skipper's Corner***

Bravo Zulu to Brion! He continues to sweep the competition! Brion entered Shiloh in the Philadelphia club's RC Regatta and walked away with top awards!

Fall is upon us and the tempo slackens...., **BUT** to ensure the success of our 2015 events schedule, we need to get serious about planning now!! The most challenging will be the Mid-Atlantic Regional Ship Model Workshop in June. I have already begun to put a committee together that will work closely with our Philadelphia Society counterparts, as well as other ship modeling organizations in a four state area. It's my fondest hope that **you** would like to play part in the event planning, please let me know. But, don't be surprised if I come recruiting you as well!

Wow!!! Our visit to NSWC Carderock was a not to be missed outing! We owe its success to Dana Wegner and the NSWC's very gracious and accommodating staff. See the article covering the visit on page 3.

This past Friday, our regular meeting was held in conjunction with the National Capital Model Soldier Society (NCMSS) annual show at Thomas Edison High School in Alexandria. Our turnout was adequate in numbers but light in models for display.

### **October's Regular Meeting**

**Saturday, October 11**

**Walter Reed National Military Medical Center  
8901 Wisconsin Avenue, Bethesda, MD Canyon  
Conference Room**

NNMC is on the Maryland side of the Capital Beltway (I-495) in Montgomery County.

From the Capital Beltway, take Exit 34, Rt. 355, South, Wisconsin Ave. towards Bethesda, in left lane. Cross Cedar Lane, and continue to the first traffic light (Woods Road). Turn left into the Center.

At the guard station, show ID, and inform the guard that you are visiting to attend the Washington Ship Model Society meeting. One of the club's members will be present at the gate until shortly before 10 AM Park in the America Garage.

Walk across from the garage to the America Building entrance, past the information desk and take the elevators on the right to the 4th floor. Turn right out of the elevator and walk past the pediatrics waiting room to the Canyon Conference Room on the left.

**See You There!**

**17 October Focus Meeting**

Will be hosted by Doug Beatty

Still, we had many people stop by the table; 3 of which are seriously interested in becoming WSMS members. We have been invited by the NCMSS to consider organizing a model ship show as part of their 2015 event...a sort of a show-within-a-show. More on this at our October meeting....

Our election committee has assembled a slate and the already well overdue election will occur in November. Look for details further in the Lynx.

During the Chesapeake Bay Maritime Museum Model Expo in May, we were joined by Ed Somers, a superb modeler of Chesapeake Bay regional working craft from the Eastern Shore. Ed is descended from a long line of Eastern Shore watermen and skippers a Maryland research vessel. He and I have discussed the possibility of his helping arrange a fall visit to the Eastern Shore to meet with local work boat builders and waterman to learn more about their working craft. Because of several factors we will have to scale back the original breadth of a near-term visit but with still more than enough substance to pique your interest; stay tuned!

*Lou Husser*

## AUGUST 2014 MEETING MINUTES

The WSMS meeting was held at the Walter Reed National Military Medical Center on August 9, 2014. The meeting was conducted by Lou Husser. Twelve members were present.

### Attendees

Bruce Buchner	Doug Beatty
Carl Erickson	Peter Gutterman
Doug Wilde	John Reeder
Rick Yorczyk	Bill Black
Charlie Bingay	Joel Labow
Lou Husser	Grant Berry

### Discussions:

Candidates for next year's bridge need to be submitted to the current bridge so a slate can be assembled for a vote. Doug Wilde is assembling slate. The slate was not presented at the meeting.

The members voted to have the WSMS participate

in a Mid-Atlantic Regional Conference in conjunction with several other model organizations. There will be a need to have several members help in the organization of this event. Lou will contact members to solicit participation. The event will take place in the Maritime Institute Conference Center (near Baltimore) in June 2014. The attendance will be \$60 charge.

The WSMS is organizing a visit to the Naval Surface Warfare Center, Carderock Division. The date has been established as 20 August (a Wednesday) with a time of 10:00 AM until noon. The Skipper will let us know the details needed for identification and proof of citizenship purposes to gain entry onto the facility.

There was a short discussion about the replacement for the stolen computer. The Skipper will load the replacement with Microsoft Office software.

The Skipper reported on the effort to set up an Eastern Shore Working Class Boat Building Tour sometime in October.

Our next meeting is 13 September and held in conjunction with the NCMSS show. The venue will be the Thomas Edison High School in Alexandria.

The Focus Group meeting in August will be at the home of Rick Yorczyk on 23 August.

*Ship's Clerk Doug Beatty 16 August 2014*

## 13 September's 2014 WSMS MEETING AGENDA

- Ψ 1000 – Skipper's Remarks
  - Some exciting upcoming event opportunities
  - ✓ David Taylor Research Center Tour
  - ✓ Eastern Shore Working Craft Boat-Building Tour
  - ✓ June 2015 Regional Ship Model Workshop
- Ψ 1020 – Show & Tell
- Ψ 1140 – Business Meeting
  - ✓ Treasurer's Report – John Reeder
  - ✓ Old business
    - Election Report Candidates for office slate – Doug Wilde
  - ✓ New Business
    - Need Volunteers to help organize:
    - WSMS & PSMS proposed Middle Atlantic Regional Meet
    - Focus Meeting and Show & Tell

## BRIDGE NOMINATIONS

Candidates for election to bridge for 2014 are hereby announced. The election will occur at the November meeting. Nominations from the floor may be made.

### Skipper –

Doug Wilde

### First Mate –

John William

### Purser –

John Reeder

### Ship's Secretary –

Doug Beatty

Notes:

1. Doug is a current WSMS Commodore who served as Skipper before Lou & Bruce
2. John Williams is running for his 1st time
3. John Reeder & Doug Beatty are running for re-election with John having occupied the position for over 10 years



## Naval Surface Warfare Center, Carderock Division Tour



*NSWC's 1/2 Mile long Model Tow Tank*

### Visit of 20 August, 2014

This was one tour not to be missed! Carderock is the Navy's center of excellence for ships and ship systems. As such it provides research and development, test and evaluation, engineering, and Fleet support for Navy ships, submarines, military watercraft, and unmanned vehicles. It specializes in Ship Design & Integration; Environmental Quality Systems; Hull Forms & Propulsors; Structures and Materials; Signatures, Silencing Systems, and Susceptibility; Machinery Systems; and Vulnerability and Survivability Systems. The icing on the cake for ship modelers is that is where the Curator of Navy Ship Model's storage facility is located! NSWC, Carderock is located in Bethesda, MD

Two from the Philadelphia Ship Model Society along with eleven WSMS members made the visit. Kudos and thanks to Dana Wegner and our tour guide, Ms. Jennifer Brewster. Dana, a long-time member of WSMS and a NSWC employee, coordinated the visit for us! He is also the Navy's curator for virtually all Navy-owned models; the only exception largely being special category ones such as

## BRIDGE TEAM NOTES AND REPORTS

### First Mate

Nothing significant of note to report.

**Warren Yuan**

### **Ship's Clerk**

Nothing significant of note to report.

**Doug Beatty**

### **Ship's Purser**

Member's Dues – Based on a review of WSMS 2014 expenditures, and as supported by the membership, next year's dues will be \$20

**John Reeder**

### **Webmaster**

Nothing significant of note to report

**Carl Erikson.**



The Roger's Collection at the Annapolis Museum.

The tour kicked off at 1030 when Jennifer led us through some of their unique facilities such as two of the large pools used for maneuvering and sea-keeping research, one of which is pictured below



Next we got to see where they construct and maintain model hulls for testing, and afterwards received an interesting brief from an extremely dedicated and highly energetic staff member concerning the Navy's premier in-school and on base support of young people's science and research education. Following that, we were taken into the 1/2 mile long tow tank facility for an explanation of its function. Ah, but for a modeler, the best was yet to come! Dana then took over the group and led us on a circuit around his model storage facility. He and his small staff are responsible for cataloging, distributing, maintaining and storing the Navy's vast collection of primarily ship models..., and according to Bryon, best of all, they get paid for this! Mixed in were some odds and ends including an awesome model of the USS Macon (ZRS-5) which was being beautifully restored. Most of the collection, about 80% is distributed around the Service and the DOD on display. Nevertheless, what was in storage was overwhelming to see. Interestingly, they get model and material donations all the time from various sources. All are graciously accepted no matter the level of modeling talent or genre. As a result, many of the shelves are chock-a-block with models ranging from the "Honey, I shrunk the ship!" to Revell models and basic folkart, the latter more stowed than seen. In any case, we decided we want early notification of the garage sale!

Thanks Dana, Jennifer and the staff of NSWC, We Can't thank you enough for the privilege of visiting your to be envied workplace!

## September's It Ought To Be a Model



**Questions:** What was the....

Ship's name: \_\_\_\_\_

Type: \_\_\_\_\_

Last owner: \_\_\_\_\_

How was she disposed: \_\_\_\_\_

Submit your answers to [LBHusser@verizon.net](mailto:LBHusser@verizon.net)

### August's It Ought To Be a Model Answer!

Question was: Is she for real! What's her mission and who might she be built by?



A Ballistic Missile Defense (BMD) concept ship with three times the radar size and missile capacity of current BMD vessels, as well as an electromagnetic rail gun that can launch shells to the edge of space. The concept from Huntington Ingalls Industries' (HII) is based on the hull of the LPD-17 San Antonio Class.

NSWC Curator of Ship Model web site:

<http://www.navsea.navy.mil/nswc/carderock/pub/cnsm.aspx>

Naval Surface Warfare Center Carderock web site with driving directions, security, etc.:

<http://www.navsea.navy.mil/nswc/carderock/default.aspx>

## WSMS Participates in the Philadelphia Regatta IV

Another awards sweep for Brion! As the PSMS Skipper emailed us, *“Talk about ‘bringing home the bacon!’”*

*“Brion, despite using a borrowed transmitter that allowed only forward and reverse, and limited him to 5 degrees starboard rudder, game-fully entered the navigator competition with his model of the fictional CSS Shiloh. Due to the intricate detail and fine craftsmanship under taken over three decades, he walked away with the People’s Choice award, and first place in Military static display.”* (Tom Spencer – PSMS Quarterdeck Newsletter Reporter)

The Philadelphia Ship Model Society (PSMS) sponsors the annual Regatta which takes place in the basin next to the Independence Seaport Museum. It is always held in conjunction with Philadelphia’s observance of “Coast Day.” Besides the regatta, there were numerous additional activities along the river front and in the Independence Seaport Museum including an apparently amazing display of ship models constructed only with Legos. (See Brion’s Regatta report elsewhere in this newsletter)

## UPCOMING EVENT HIGHLIGHTS & PLANNING INFORMATION

### 2014 Nautical Research Guild Conference

**The Conference will be in** St. Louis, Missouri from October 16th through the 18<sup>th</sup>. See the following website for details - <http://www.thenrg.org/2014-nrg-ship-model-convention.php>

### Eastern Shore Waterman Working Craft & Shipyard Visit

This event is still in the planning stages but could occur sometime this fall. We are working with Mr. Ed Somers, a fellow ship modeler who specializes in Chesapeake Bay working boats. The concept right now is visiting the Heritage Center, in Crisfield MD on the Eastern Shore where we would be given an overview on watercraft associated with that area. One of the local boat-builders would next give a presentation of how he builds his craft and respond to our question. This would be followed by a tour of one his boats there in Crisfield.

## 1st Annual Mid-Atlantic Ship Model Conference & Show

We in partnership with the Philadelphia Ship Model Society (PSMS) are planning to host a regional ship model conference in 2015. We have entered into a contract with the Conference Center at The Maritime Institute (CCMIT) as the location for the event.

The date is: Saturday, 6-13-15. If the conference would go into a second day (6-14-15), there may also be events scheduled away from CCMIT



## WSMS Meeting Planning for New & Potential New Members

There are, two WSMS meetings monthly. The regular monthly business meeting is virtually always on the 2nd Saturday of every month and rotates between Bethesda (even numbered months) and Alexandria (odd numbered months). Exceptions occur when we have an event that coincides with a 2nd Saturday such as the field trip. The 2nd meeting is the Focus meeting which is held at a hosting member's house every 4th Saturday. Again, there are exceptions when a planned event overlaps a 4th Saturday; or when a holiday proves problematic such as Thanksgiving & Christmas which we try to work-around. The Lynx, our newsletter, which we try to get out by Wednesday or Thursday (sometime Friday!?) preceding the regular meeting, contains both an agenda for the upcoming meeting and a long range schedule listing.

**POST-REPORT ON WSMS PARTICIPATION IN THE PSMS SPONSORED REGATTA IV**

*By Brion Boyles, QMC (Ret)*

*A report on my participation in the PHILADELPHIA SHIP MODEL SOCIETY's 2014 Regatta IV*

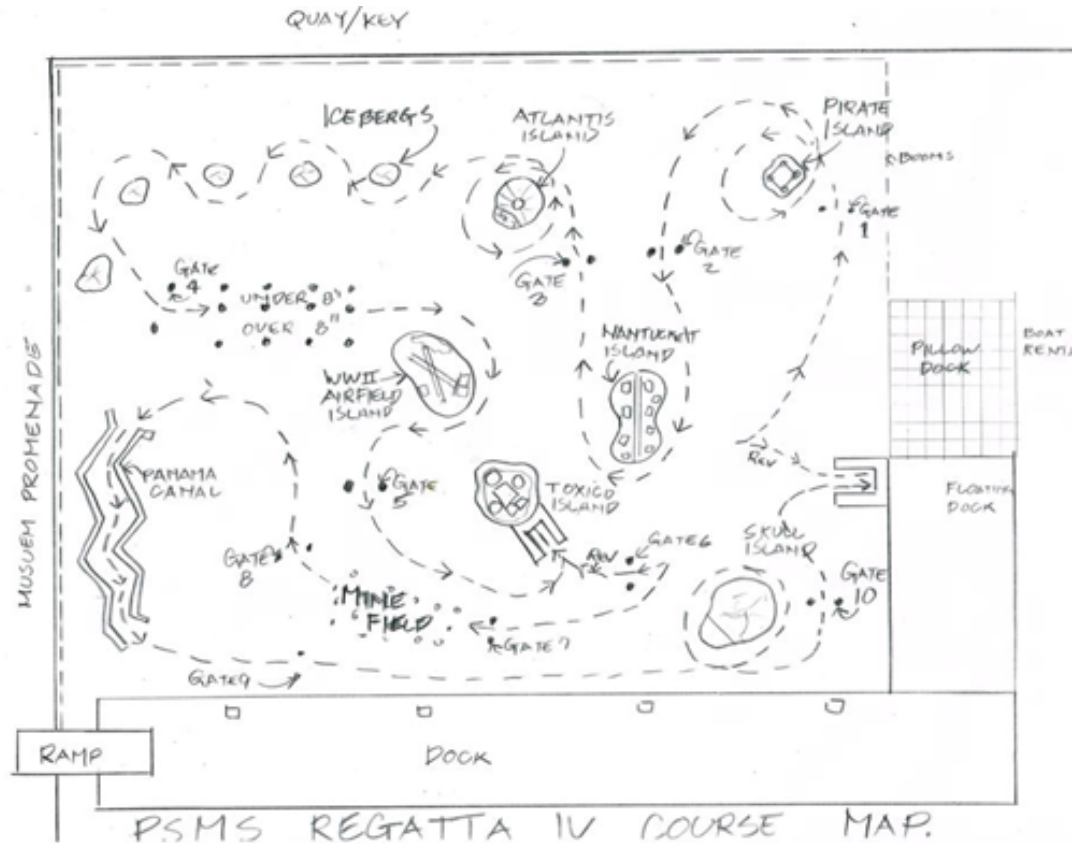
I had been invited by several members of the PSMS to bring CSS SHILOH up to Philly to participate in the static contest and steering regatta, which I was very excited to do. I have entered SHILOH in two previous contests at the urging of WSMS members and did very well. SHILOH swept all awards at the 2013 IPMS contest in Fairfax (including BEST IN SHOW) and took home a gold medal and FIRST PLACE, ORDINANCE at the NATIONAL CAPITOL CHAPTER MODEL SOLDIER SOCIETY, but I have never before competed on the water.

Saturday morning, I loaded up SHILOH and her baggage into the car and made the 3 hour drive with no problem---other than toll fare shock---but about 15 minutes out from Philly it dawned on me that I had forgotten her remote control transmitter! After a suitable amount of screaming and rending of garments, I decided to press on and at least present SHILOH as a static model. I arrived around 10 AM at the INDEPENDENCE SEAPORT MUSUEM located on the Delaware River, directly across from the USS NEW JERSEY and just upriver from the cruiser USS OLYMPIA and the submarine USS BECUNA. The museum boasts a wonderful collection of artifacts, displays and models, and for the event displayed a huge collection of LEGO models. The PSMS maintains its headquarters in a beautiful workshop in the museum building, and is thus an integral museum attraction. At the pier were 2 MacAlister Company

tugboats....with wonderful classic harbor tug lines....and an appearance put in by a harbor fireboat, complete with waterworks display.

The contest area itself was staged along the small boat docks adjacent to the museum, with tables along the waterfront for contestants. There were a few tents, which proved invaluable, if in short supply...the heat was INCREDIBLE. I actually had some fears about keeping SHILOH out in such heat, not to mention myself. The Museum is well air-conditioned, but outside was BRUTAL.

The steering contest was conducted in a roped off area in a somewhat protected basin within the small boat docks. It had ample running room where a rather sophisticated and challenging RC course was setup. The course included several



islands, some of which had docks that required a contestant to moor to; a minefield, an ice-field of large bergs (there was one large RMS TITANIC present), a jaws-of-death representation of the Panama Canal and several buoy “gates”.

None of this bothered me, as I had long despaired of participating in any steering contest without my R/C Transmitter. Enter PSMS to the rescue: One of their members offered up a spare 2.4 ghz transmitter that he had buried in the model shop, should I want to try to link SHILOH to it and give 'er a go. I said, “why not?”

Turns out his transmitter was set up for aircraft, which made for interesting shiphandling: While we shared the same rudder control channel, his aircraft rudder stick only gave SHILOH about 5 degrees starboard rudder, maybe 10 to port. Worse, the channel on his transmitter that “talked” to SHILOH's speed control was his landing gear control. Landing gear works only TWO positions---landing gear UP, or landing gear DOWN. Consequently, SHILOH had only two speeds, ALL AHEAD FULL, or ALL BACK FULL. Notice I didn't mention ALL STOP.

So, there it was. If I was going to attempt the steering course competition, I'd have to do it with only 2 speeds, AHEAD FULL or BACK FULL, no STOP, with only barely detectable starboard rudder and twice barely to port. It would be like taking your driver's license exam with the gas pedal jammed to the floorboard, and having to parallel park. To make matters worse, a minor gale was brewing up, with pretty severe wind gusts blowing across the course. Several buoys had already taken a dive, icebergs were crashing into one another and the minefield looked like a game of billiards at the break. Undaunted, I decided that the worst that could happen was I'd sink some Yankee icebergs and with luck, maybe an island or two. After all, I am a Chief Petty Officer in the United States Navy and I can get into ---and out of--- anything I want.

Not that there weren't plenty of disconcerting distractions. Many of the crowd---both fellow contestants and observers---attempted

to have me change my mind. The conditions on the water, combined with SHILOH's extremely limited maneuverability, were too much for her, they feared....., **PSHAW!!!!**

Nor did the events immediately preceding SHILOH's departure from the dock sway me. My fellow competitor immediately before me and at the helm of a beautiful little tugboat tried to muscle his way over the Raging Main by ringing up a flank bell. He fairly HOPPED over the mounting swells once---twice---and then disappeared into the welcoming fold of the foamy Delaware River. Gone. Well, so much for THAT competitor.

SHILOH headed out sluggishly into the stiff winds, and with proper body English and much muttering of “GEAR UP! GEAR DOWN! GEAR UP! GEAR DOWN!”, I was able to successfully bang, bounce and bash my way thru the course rather well, all things considered (the judge said that I navigated the zig-zaggy Panama Canal with the most dignity and aplomb so far that day, only I didn't have the nerve to tell him the buffeting winds were steering SHILOH as much as I was). I had only taken out one iceberg and cleared the minefield of several ping-pong ball “mines”, but was satisfied and unashamed enough to fire a broadside of blackpowder at the judge as I passed enroute back to the docks.

While I reckoned I was definitely not going to get the “Valet Parking Guy Of The Year” award, I thought it went well, and certainly could have gone worse. As I was leaning over the edge of the dock to lift SHILOH's fat bulk out of the water, the waterlogged pilothouse of the sunken tugboat passed hauntingly before me, a few inches under the water, like the one-eyed fisherman in “JAWS”. And while I may have given the kind of performance to rate a round of applause from the onlookers, SHILOH's bilge pump pee'd a stream of Delaware River on the judge as we went by his reviewing stand, so there's that. Well, so much for the steering competition.

On the other hand, when I got back to the table, I discovered that SHILOH had won two awards: FIRST PLACE, MILITARY VESSEL for the



Static Display competition, and People's Choice Award, which is becoming my favorite achievement. Much honor for SHILOH, me, and The Washington Ship Model Society!

All in all, it was a fun day. I was so busy trying to remedy SHILOH's R/C problem and answering the flood of questions from the crowd that I didn't have time to take pictures, and for that I apologize. There was plenty to see: about 50 or so models in the competition, untold stuff in the

Museum. OLYMPIA. NEW JERSEY. The tugs and fireboat. There were also a great number of members from the Coast Guard, US Navy and the OLYMPIA crew on hand. I met the director from OLYMPIA, with whom I shared a great number of enthusiasms, shook a lot of hands from the crowd, and really enjoyed the hospitality and graciousness of the PSMS. I could easily have spent another day there, and in fact I plan on going up a day earlier next year...with my camera....and my transmitter.

Your humble servant, Brion

## WSMS MEMBER MODELS PHOTO PAGE



CSS Shiloh..., Another Clean Sweep!



Unfortunately this is the only photo we could get of our trip to the naval Warfare center, Carderock. Amsrea were not authorized in the building! But we did get a reserved parking space!!!!

## DISPLAY YOUR WAR OF 1812 ERA MODEL IN A WASHINGTON MUSEUM

Ms. Teri Fischer, the Senior Curator for the **“National Society of the Children of the American Revolution Museum”** has invited WSMS to participate in their National Project for this year, the focus of which is the Star-Spangled Banner and the War of 1812. The Star-Spangled Banner Flag house is loaning the museum items from their Centennial of 1912. Other organizations are making loans as well. Ms. Fischer is reaching out to our Society asking if we might loan them models of ships from that era(1812-1815). Their soft-opening of the exhibit is Monday, December 1 with December 10 being the big event. The exhibit will then run to June 1st, 2015, a six month loan period. Both the model builder and the our Society would, in the same display area be credited.

The NSCAR Museum, located in Washington, is on the 2nd floor of Daughters of the American Revolution National Headquarters, two blocks from the White House.

So far, Dr. Joel Labow is considering loaning them his Award-Winning model of the USS Constitution’s Fighting Top as a well as a model of a 24 pounder main deck cannon from the Constitution. I know we in the WSMS have several beautiful Baltimore Clipper Privateers as well as a USS Constellation and USS Constitution Frigate model that would be particularly appropriate.

A few Notes for consideration:

1. DISPLAY SPACE - The wider available display areas are 46 wide by 30 high. If you need more high than wide, there is a 40 x 62 display area available. They also have smaller displays that are 30 wide x 24 or 30 high for smaller models.
2. MODEL DELIVERY - Delivery to the Museum of your model would be is appreciated, but they are amenable to working something out if it isn't possible.
3. The museum is very secure and they promise to be extremely careful with any model that is provided. Their insurance however would not cover the model if there is an accident.
4. The museum’s website is: <http://www.nscar.org/>
5. If interested, and should you have any questions about the exhibit, you may contact Ms. Fischer directly on her cell at 203-650-2763 or by email at [fourfishfamily@att.net](mailto:fourfishfamily@att.net)



Please let me, Lou Husser know of any intention to loan a model so I can track and give credit for our member contributions. ([lbhusser@verizon.net](mailto:lbhusser@verizon.net))

## SEPTEMBER TIP OF THE MONTH

COURTESY OF  
**Mr. Nic Damuck**  
*BlueJacket Shipcrafters, Inc*

### **Making rope Coils - A Simple Jig Made From Clothespins And A Scrap Stick**

First, clamp a piece of line to the jig. Next, wrap the line around the two pins, and clamp the end with a reversed clothespin with a small hole in it. This prevents the coil from accidentally slipping off the pins.



The last step is to run the end of the line through the groove and bring it up and over, so you can tie it off. A spot of diluted Elmer's and you are ready to take it off and trim the ends.

<http://campaign.r20.constantcontact.com/render?ca=a833dec3-867a-4dda-96a4-f4cec5fac3ac&c=6c58c800-5f10-11e3-b2d1-d4ae527b6fcc&ch=6da8a090-5f10-11e3-b2d6-d4ae527b6fcc>

## MISCELLANEOUS NOTES

As you may recall from last month's Lynx Carl Erikson provided a picture of a German dirigible model. If you are interested, you should be able to get the JSC kit Nr.56 "L.59" by contacting Peter Heesch who runs H&B Precision Card. Here is the contact information below which is copied from his website <http://hbprecisioncard.com/>.

PAPERMODEL KITS  
H&B PrecisionCard  
PO Box 8786  
Reston, VA 20195

## Classified Ads

### Newsletter Ad Policy

Members may submit as many ads as they choose for printing in the Lynx as they desire. They may be either want or for sale ads and should normally be limited to a 100 or less words. Non-members may also submit one ad to a monthly newsletter, also limited to a 100 words. The acceptance of the ads are at the discretion of the editor. He will also have blanket authority to edit the contents as he believes appropriate.

