

Newsletter of the Washington Ship Model Society



**OH, NO, NO!!**  
**Another**



**WSMS Member Made the Nice List!?!?**

**SKIPPERS CORNER**



The 2016 holiday season is upon us! The entire bridge crew and I hope that everyone has a safe and happy holiday and that family togetherness and workshop stashes are both suitably enhanced! The club has been

in the public eye at numerous events throughout 2016 and I am very grateful to Doug, Lou and all the others who worked hard to make things come to fruition. It is also appropriate at this festive time to remember our fellow citizens in uniform who are often far from home and festivities keeping our country safe. Standby for more information about our upcoming 2017 lunch and "Benzene Ring" raffle as kits and other goodies mysteriously move from one stash to another! Let us make a 2017 resolution to drawdown the population of our collective "Unfinished Project Museum!"

**Happy holidays ( and modeling)!**

*Joel*



**NEXT MONTHLY MEETING**

**Saturday, January 14 2017**

*"What cool things did ja get from Santa?!?"*

**Meeting**

Walter Reed National Military Medical Center  
 8901 Wisconsin Avenue, Bethesda, MD Canyon  
 Conference Room

**Meeting Directions:**

NNMC is on the Maryland side of the Capital Beltway (I-495) in Montgomery County. From the Beltway, take Exit 34, Rt. 355, South, Wisconsin Ave. towards Bethesda, in left lane. Cross Cedar Lane, and continue to the first traffic light (Woods Road). Turn left into the Center. At the guard station, show ID, and inform the guard that you are here to attend the Washington Ship Model Society meeting. One of the club's members will be present at the gate until shortly before 10 AM Park in the America Garage.

Walk across from the garage to the America Building entrance, past the information desk and take the elevators on the right to the 4th floor. Turn right out of the elevator and walk past the pediatrics waiting room to the Canyon Conference Room on the left.

See You There!

*Santa & Visitor's  
 Always Welcome!*

## MINUTES - NOVEMBER MEETING

WSMS December Regular Meeting convened 10:10 AM on December 10, 2016 at the Hollin Hall Senior Center in Alexandria, VA. Thirteen members were in attendance:



Bill Black	Bruce Buchner
Vince McCullough	Bill Kay
John Williams	Peter Gutterman
Warren Yaun	Larry Valett
Joel Labow	Rick Yorczyk
Doug Wilde	Lou Husser
Carl Erckson	

### Old Business:

PROPOSED WSMS AUCTION. The Skipper, Joel, led a discussion about having a club auction early in the new year in late January/Early February. We have not decided on a location although members seemed to like the Rhodeside Grill in Arlington where we held our last auction. If you have items that you are sure you'd like to put in the 'pool', please send me (Bill Black) a short email so we can get a list in the January Newsletter.

NOVEMBER'S OXFORD MD, MODEL EXPO. Peter Gutterman and John Williams talked about our participation in the show in Oxford, MD last month. The invitation to participate originated with Ed Theiler and Ed Somers both associate members and superb Bay working craft modelers who live on the Eastern Shore. While the show exhibits tended toward Chesapeake Bay craft there plenty of other genre represented as well. We had a strong turnout (More details can be found in last month's Lynx article) and those at the meeting highly endorse our returning next year. A vote of thanks to the two "Eds" for inviting us!

UPCOMING EVENTS. Everyone was reminded that our first invited event for 2017 will be the IPMS show to be held in Richmond on February 25th.

Also the Model Classic show sponsored by the Northern Virginia IPMS chapter will be held in Fairfax April 29th at Fairfax High School.

### New Business:

ARMY NAVY CLUB (ANC) WASHINGTON DC MODEL EXHIBIT INVITATION. Lou Husser discussed the invitation from the ANC extended to the WSMS to display naval-related models. They're looking for Navy theme models to display for a period ranging from one to three months at a time. Lou is developing an initial schedule that will run through Fall 2017. A member of the ANC Board, MG Altenberg, USA (Ret) has identified various prominent but protected locations throughout the club for display purposes. Already Vince McCullough, Joel Labow, Larry Valett, and Rick Yorczyk have volunteered to participate. Vince's WWII Light Cruiser, USS Atlanta is scheduled to be exhibited from January through March.

Note that to participate, the model must come cased for its protection and, you will need to provide Lou with a brief history of the vessel and a short bio of yourself as the modeler. Included prominently with the display will be a WSMS placard. If interested in participating contact Lou at [LBHusser@verizon.net](mailto:LBHusser@verizon.net) for details.

RECRUITING NEW WSMS MEMBERS. Carl mentioned that our website had 307 first time-visitors last month. This led to a discussion on how we might broaden membership appeal. One tool that had proven useful but had faded out was the double business handout card that was given to a table visitor that information about the WSMS as well as a tear-out that the providing member could retain for further contact and addition to the newsletter. Based on a voice vote, Lou will procure more for our use.

NEWSLETTER FEEDBACK. Lou is soliciting feedback on the newsletter. What do you like? What don't you like. There was a suggestion that we have a

section called “Builds in Progress” for members to display current projects. Send your Letters to the Editor to Lou at LBHusser@verizon.net Note that back issues of the Lynx are posted on our website.

#### **Show and Tell:**

Our Skipper, Joel, brought a number of light switch style cordless lights which produce a strong white light. He had displayed them at a previous meeting. At the request of several members he had purchased them for their use. A Google Search of “Light Switch Cordless Light” will find the item for you. Joel shared a new book: “The Life and Ship Models of Norman Ough” which is available from the Naval Institute Press (ISBN 978-1-59114-617-9).

Joel also discussed an interesting approach to model building he recently found at [www.buildthevictory.com](http://www.buildthevictory.com) <http://www.buildthevictory.com/> . At this site you can take a pay as you go approach to building the model or buy the entire kit at once. The subscription comes with sequential magazines which provide information on how to building the current “step” in the model building process and other short articles on ship model building.

Vince McCullough brought his plans for SS Hope which was an English built sidewheel blockade runner during the Civil War. She was captured while entering Wilmington, DE, and ended up as a Spanish gunboat after the war. Vince led a lively discussion of the drafting techniques involved in preparing the plan.

Bruce Buchner shared a pre WW1 pre Dreadnought kit, “Danton” that was obtained from Hobby Boss. 1/350 scale with extensive photo etch. He also brought a book, “Fighters Over the Fleet,” by Norman Friedman and the second edition of John Robert’s book “British Battlecruisers.

Carl Erickson had a great paper model -diorama of the SS Christian Brunings. She was a harbor ship in Amsterdam. “Brunings” was launched in 1900 and

came furnished with a marble fireplace! Her stack and mast could be lowered enabling passage under Holland’s numerous low bridges. Carl’s diorama displayed the ship in her ice breaking role shoving her way through an ice-bound canal.

Lou Husser brought two models that he obtained through the Goodwill auction site of a German Schnellboot, or S-Boot (called an E-Boat -“E” for “Enemy” by the Royal Navy),. One was an Airfix 1:72 scale model of an early S boat. The second was manufactured by Revell in the same scale but of a late war version. The difference was most noticeable in the bridge/pilothouse area.

Lou also brought a partially complete 3-d printed model of Calypso, the well-known Jacques Cousteau vessel and a Model Shipway steam tug he recently finished for his Grandson.

Peter Gutterman, our clubs most prolific restorationist, is working on a Naval Academy Museum’s model of the Spanish “74, “El Terrible.” The model was built in the late 19th century and has a lead keel. Unfortunately she had been stored in less than favorable conditions over a long period of time and as a start, needed lots of cleaning.

Peter is also restoring a medium clipper ship. Currently redoing the ship’s boats.

Doug Wilde shared a new book on Dazzle Camouflage and Art. He also brought along a recent E-Bay photo acquisition that show a craft consisting of three large balls driven by a Ford motor. The coxswain sat in a chair and steered with a tractor steering wheel.

John Williams shared some small models acquired from GHQ Models.

The meeting adjourned at noon.

Submitted: *Bill Black*



### **Purser - Dues Reminder**

If you have not yet paid your annual dues please send them to:

John Reeder, WSMS Purser  
PO Box 770 Great Falls, VA 22066

Or pay by Paypal: [JFR1945@gmail.com](mailto:JFR1945@gmail.com)

## **Bridge Announcements**

### **Skipper - WSMS Elections**

Elections are tentatively scheduled for April-May time frame. Members are encouraged to submit nomination for the four ridge positions starting in January to the Nomination Committee. The two committee members are Doug Wilde and Lou Husser

### **1<sup>st</sup> Mate - Volunteer Hosts Needed!**

Although Lou will host the January focus meeting, we need more of you to step up. December is open and every month from February on as well. These informal sessions are always great for seeing where our members create their models, discover an individual's interesting tools and jigs, as well as never before seen models. So **Please**, step forward! Previous hosts can testify that we're all housebroken.

### **Ship's Clerk - WSMS Badges & Coffee Cups**

I have put a list together and am checking it twice! If you are a member and need a badge and cup please contact me as I probably have it already made up.

### **Commodore – Upcoming Richmond IPMS Show**

The 2017 Old Dominion Open Model Show and Contest is scheduled for 25 February. WSMS will sponsor six of the Maritime model trophies.

1. Surface, sail & oar
2. Surface, engine powered 1/350 & larger
3. Surface, engine powered 1/351 & smaller
4. Submarines
5. Civil (cruise & merchant ships, liners & pleasure)
6. Wood constructed, all types

### **Webmaster – Happy Holidays!!**

Looking forward to getting some winter projects photos for our website!



## **Extract From the WSMS By-Laws on officer Duties & Elections**

### **V. Officers**

- (a) The elected Officers of the Society shall be four (4) in number; Captain, First Mate, Ship's Clerk and Purser. In addition, the retiring Captain shall be known as Commodore until a new Captain is elected, with duties as mutually agreed upon.
- (b) The Bridge shall consist of the Captain, First Mate, Ship's Clerk, Purser and the Commodore. The Captain may appoint other members of the Society to serve as temporary members of the bridge to participate in the discussion of a particular matter.
  1. The Bridge shall exercise general supervision over the interests and affairs of the Society, and shall establish/continue various standard operating procedures and policies not specifically covered by these Bylaws, subject to the approval of the membership where necessary.

2. The Bridge shall be empowered to act on behalf of the Society in the interim between regular meetings and shall report all actions to the membership.
  3. The Bridge shall meet as necessary and present its conclusions and recommendations to the membership for consideration and/or approval.
- (c) In addition to serving as a member of the Bridge, the duties of the Officers shall be as follows:
1. The **Captain** shall have general supervision over the Society, preside at meetings, call special meetings and appoint committees.
  2. The **First Mate** shall, in the absence of the Captain, perform the duties of the Captain. In addition, the First Mate shall function as the Program Chairman, coordinating the schedule of programs for future meetings.
  3. The **Ship's Clerk** shall keep minutes of all meetings, attend to correspondence and report all matters of interest to the Captain and the membership. The Ship's Clerk shall also be responsible for notifying the membership of the monthly meetings which may be in the form of a newsletter prepared by the Clerk or by a Newsletter Editor, and distributed as appropriate.
  4. The **Purser** shall collect and disburse all monies of the Society and render a report of the finances at each regular meeting. He/she may open a Society checking account for routine expenses, and a secure savings account for any excess funds. His/her books and records shall be audited at the end of each fiscal year. The Purser shall maintain an up-to-date roster of members (paid and unpaid) and furnish it periodically to the Ship's Clerk.
- (d) The Captain shall appoint a Nominating Committee at the regular meeting in April of each year which shall form a list of nominees for officers. Candidates provided by the Nominating Committee will be proposed to the membership at the regular meeting in May to which will be added any additional nominations from the floor. Election of Officers will be conducted at the regular meeting in June. Each Officer must be elected by majority vote of all Active Members present.
- (e) The term of office for each Officer shall be one (1) fiscal year. An individual may serve only three (3) terms in succession in the same office. Due to the desirability for continuity in the office, a waiver of the succession rule may be granted by the membership for the Purser and/or the Ship's Clerk, if the member in office is unopposed at the time of elections.

### *By the way, did You Know?*

## **VIII. By-Law Amendments**

- (a) Any Active Member of the Society may propose an Amendment to these Bylaws.
- (b) A proposed Amendment shall be submitted to the Bridge for consideration. The Ship's Clerk shall distribute a copy of the proposed amendment to the Active Membership.
- (c) The proposed Amendment shall be voted on by the membership by email, regular mail, and at the next formal meeting of the Society. Thirty (30) days shall be allowed for the votes to be returned by all members desiring to vote. An affirmative vote by two-thirds of the Members voting shall be required for approval. The Clerk shall collect the votes.

## **WSMS NEWS & VIEWS**

### **WSMS Auction Tentatively Slated for February Meeting**

*By Lou Husser*

Plan to attend; kids & and grand kid potential modelers welcome! These are really fun events and a chance to pick up some great deals! We normally hold auction about every 3 years or so, once enough auction material is available. We are about there now. So, for initial planning purposes the intent is to follow the same successful pattern from the last two auctions. We expect to schedule it for Saturday, 11 February from 10AM to 2PM. The venue will be at the Rhodeside Grill in Arlington, VA; a pub with a private room and food service we have reserved for our exclusive use. All donated material with the exception of written material will be auctioned. Most of the reading material will be pre-priced. Last time we looked up in advance of the auction on Amazon to see what they were going for 2nd hand, took that price and cut it in half. So a book that sells 2nd hand on Amazon for \$5.00 would be placed on a table and marked for sale at \$2.50. Generally most magazines will be priced something like \$1.00 each or 3 for \$2.00. If a book is thought to be a classic or particularly sought after, we may auction it. Note; all profits from the auction will go into the WSMS treasury. To participate in the auction you will need to be cleared by Carl our Purser as up to speed on your dues. If a concern, all you need to do is get your dues caught-up with the Purser at the Auction.

For planning and inventory purposes, if you intend to donate items please pass a list to me at [LBHusser@verizon.net](mailto:LBHusser@verizon.net) . Anything that can be related to modeling is fair game for donating; model kits, tools, supplies, references, etc, is welcome! This is especially important with respect to written material for cost estimating purposes. Assuming that you will also attend the auction bring your donations along with you but plan to get there 30 minutes early for setup purposes. If you plan to donate material but can't attend the auction, let me know by email so I can arrange a pickup; or if you plan to attend the January Business or Focus meeting, bring them along and I will ensure they get to the auction. All donated material will be placed with all the other like material in a common area where members can look over what's to be auctioned. That way the person can pace their-self on bidding so as to have enuf for anything he/she particularly is interested in. Again, If you are not going to attend but have donations, bring them to either of the January meetings and I will hold them for the auction. I already have about 1/2 a dozen items as it is.

### **WSMS Initial Exhibit at The Washington DC Army Navy Club**

*By Lou Husser*

WSMS is all set to display a member's model in January at the prestigious Army Navy Club (ANC) located in downtown Washington DC off Farragut Square. The first model to be displayed will be Vince McCullough's WWII light cruiser, the USS Atlanta. The Club President and General Manager approved exhibiting this first in a series of ship models, near the lobby entrance where it will be immediately seen by everyone entering the Club. Descriptive labels will be placed on the entrance side of the exhibit so that it can be viewed by members walking past it to the stairs from the lobby entrance and the opposite side to be readable by those using the leather chairs there. The display will also include information about the Washington Ship Model Society.

The club will socialize the model exhibit in their newsletter, "The Dispatch" and in email "bugle blasts" to alert members to the exhibit.

"The USS Atlanta was the class lead of series of light cruisers that operated in the Pacific during World War II. Initially designed as a mixed use cruiser (essentially a "super destroyer"), these vessels were equipped with both Anti-Submarine and Anti-Aircraft weapons. The anti-submarine role was dropped and later ships focused on AA roles. She supported the fleet at the Battle of Midway. Atlanta was heavily damaged by Japanese and friendly gunfire in a night surface action off Guadalcanal on 13 November 1942 during the Naval Battle of Guadalcanal. The cruiser was sunk on her captain's orders in the afternoon of the same day. Her sister ship, USS Juneau, was lost the next day, along with the five Sullivan brothers.

Vince has extensively modified the resin kit to reflect the ship as she appeared at the time of her sinking. Scratch built masts replaced those supplied with the kit. The masts were then detailed with lights, rigging, radio antennas. The SC-2 surface search radar on the forward mast is an after-market photoetch addition. The air search SK radar on the after mast is scratch built. Scratch built k-gun (explosive depth charge launchers) were added to the stern."

"Vince contributes time as a volunteer model shipwright at the US Naval Academy Museum in Annapolis, where he is currently preparing models of USS Panay (PR-5) and USS Bainbridge (DD-1). He is also actively engaged in developing a new model of a Confederate blockade runner, the PS Hope. He is also a member of the Nautical Research Guild, and the Society for Nautical Research."

## Report on the WSMS Field Trip to the National Archives

*By Doug Wilde*

This past spring I facilitated a WSMS field trip to the National Archives in College Park. We had a good turnout with Bruce Buchner, Warren Yaun, Lou Husser, Rick Yorczk, Vince McCullough, Rolf Thoresen, John Reeder and Roger Frye. The tour started at the top and we worked our way down to the second floor.

The fifth floor is home to Still Photographs. My knowledge is pretty much limited to World War II. A quick look into the card files showed one way find images in Record Group 80 (Navy General Records). Attention then was turned to the various Finding Aids in the filing cabinets including RG 19 (BuShips), RG 26 (Coast Guard), RG 72 (BuAer), and RG 181 (Naval Districts & Shore Establishments). Most everyone started digging for their favorite subjects. We then looked at some of the boxes I had pulled on Friday. These included torpedo boats such as the Winslow, sail training ships, some activities aboard the USS Wolverine, and experiments with carrier pigeons in conjunction with float planes on the Anacostia!



The fourth floor is Motion Pictures. This section has undergone the biggest change since I visited a year ago. Most of the Betamax tapes are gone, replaced either by DVDs or copies on hard drives. As before one can obtain a copy on a DVD (which seemed to be problematic), saved to a thumb drive, or uploaded to WeTransfer for later download at home. All are free. These new digital formats seem to be mediocre copies made from the Betamax tapes. Finding particular

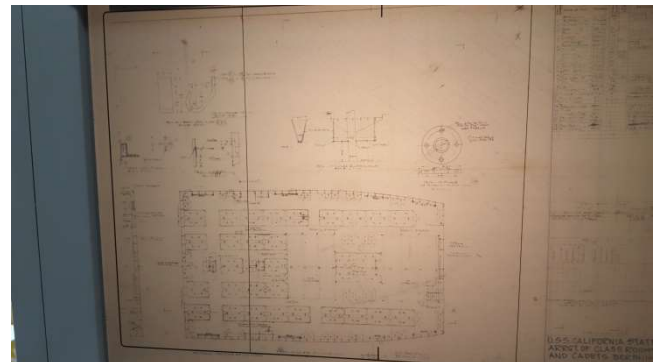
footage is hit or miss and I strongly recommended talking with the staff for their help. Must material still exists only as film although one can request a digital scan.



The third floor is Cartography. Don't be fooled by the name because this is where the plans reside. Again we examined the Finding Aides, this time looking for particular vessels either by name or hull number in the big Blue Binders. This told us what form of plans existed (Dash, microfilm, BSE or Alpha). By referring to other finding aids a proper request can be generated and plans brought out. I had pulled plans of torpedo boats (Winslow again) and the USS Alarm from the 1870s. Paper copies or scans of most drawings are possible. Microfilm is self-service with multiple readers and attached printers available. At this point it really became herding cats as many started researching their favorite

vessels and topics. The Archives do not know what all they have. This could be an opportunity to volunteer. No, they won't let you back into the stacks, rather one makes requests for Dash plans and finds out what (or what is not) there. The last stop was the second floor: Textural records. Finding aids here are confined to a room of 3-ring binders, separated into the civilian or military sides. In addition to the binders are a number of special databases one can access from multiple stations. We looked at a few I had pulled the preceding Friday: ship logs and war diaries. Many copiers are available and one can either obtain a paper copy or plug in a thumb drive. Researchers also photograph documents with cameras, cell phones, or dedicated scanners attached to laptops.

There is enough information to spend days or weeks at the Archives. The staff know their material best and should be consulted. Be patient as there are many other people asking for assistance. I think everyone came away with a better appreciation of the wealth of information available. And it all is free. Well, not the copies, but access to the materials.



**Editor's Note ( With apologies to the article's author Doug):**  
*This newsletter Editor flubbed and let the report languish in the electronic basket until re-discovered this month. Mea Culpa!*

## WSMS MEMBER'S SCUTTLEBUTT

*A column where members can contribute most any notes or recommendations pertinent to ship modeling*  
*Send comments to Lou Husser at [LBHusser@verizon.net](mailto:LBHusser@verizon.net)*



### **Fabulous Collection of Ship Pictures**

Somebody led me to this on Steel Navy. It is fabulous collection of ship pictures. They are in galleries by first letter of the name. You can look at them by thumbnail or if you click on one and open it there is a panel on the upper right that lets you page through them or start a slide show. The download button is in the lower right. I'm just running the slide show in the corner of my screen.

<http://www.photoship.co.uk>



Bruce D. Buchner

### Re-usable Mold Material

This might be fun!!?

<http://composimol-luyn.soundestlink.com/view/570bb3fc5d24f64cf79d53fb/565db72c82eab857613225b8>

Bruce D. Buchner

### Online Commercial Source for Models

Below is the link for the Antics website. They have a pretty extensive collection, especially in 1/1250.

[http://www.anticsonline.co.uk/426\\_1.html](http://www.anticsonline.co.uk/426_1.html)

Jack Ray (Associate Member)

### Online Source of Contemporary Model Parts

Stumbled across this site. It offers mostly contemporary models and parts in various scales, and looks to be good quality!?

<http://www.shapeways.com/shops/HomeportModels>

Lou Husser

## MODELING TIPS & TECHNIQUES

### Institutional Repositories (IRs) as a Research Resource

An article in "Sea History" brought to my attention to IRs as a shipmodeling research source that many of our members might find valuable. An IR is basically a repository setup by an institution such as a University as an online archive for collecting, preserving, and disseminating digital copies of the intellectual output of an institution, particularly a research institution. They provide an institution a way to manage and disseminate digital materials created by the institution members. This includes materials such as monographs, eprints of academic journal articles as well as electronic theses and dissertations. While these can be great resources there are a couple of issues; which of the thousands of IRs may have content we are interested in, and how to gain access?

**Saved by the Librarians!** Libraries established standards, basically info you find on a card catalogue. Using this standard called OAI-PMH, allows many IRs to be searched for relevant data simultaneously. The website *OpenDOAR* (<HTTP://opendoar.org>) is a directory of open access repositories. OpenDOAR allows the user to search for appropriate IRs (<HTTP://opendoar.org/find.php>) and to delve into their contents using (<HTTP://opendoar.org/search.php>) Another search site that may be of use is <http://shipindex.org>.

### Tie Knots the Fun And Easy Way

When working on rigging sails or other line and rope related elements of modeling have you restricted your use of knot-tying to granny, square, and bowline knots? Oh, maybe you have gotten yourself a book on knot tying but then had little idea where to employ these knots or which may be applicable to particular application? Well here is a really cool website that can help you expand your Bosun skills....

Animated Knots by Grog™ <http://www.animatedknots.com/>

Better to know a knot and not need it, than need a knot and not know it. Not only are there animated directions for tying knots but the types of knots are divided up into various categories related to their use such as Boating of course, but others such as; Basics, Decorative, Fishing, Scouting, Household and more. The animated feature is particularly helpful in understanding how each knot is properly formed.

## MEMBER CONTRIBUTED ARTICLES

### Constructing a Royal Navy Auxiliary Drifter Model

*By John Williams*

I'm building a 1/24 scale model of a British Royal Navy Auxiliary drifter from both the WWI and WW11 periods. These little ships were requisitioned by the hundreds from civilian fishing use in the North Sea and elsewhere around Britain for use in minesweeping, port guarding, and sundry other duties, including anti-submarine operations if nothing more suitable were available.


They were prized for their seakeeping qualities, being designed for all-weather work in terrible conditions. Hence my trawler is heavily weathered. They're armed with depth charges, complete sweeping gear and a variety of guns--mine has a 6lbr. Hotchkiss gun of WWI vintage. I'm also adding Lewis guns on the theory that in the unlikely event it actually forced a U/Boat to the surface, the crew would need to keep the German crew away from their deck gun as, if it came to a gun for gun duel, the drifter would very likely not remain above the surface for long. If successful in this, the crew could then deploy the main gun to the sub's detriment.

The kit is from a UK company called Mountfleet models, which offers a very salty array of models, the vast majority of which pertain to British riverine or coastal traffic. My vessel, which I have christened the "Maid of Aberdeen" in honor of the city where it was designed and built, is radio controlled and will have working lights and a sound system which hopefully will replicate the sound of a coal-fired steam engine. The kit features about 1,000 cast metal fittings, all of which demanded extensive clean-up (and in some cases replacement). Even so, the subject is so unusual and cool that I couldn't resist the build, which is now about 65% complete. If you notice the Scottish flag on the wall of the bridge structure, that's the work of the captain (not yet completed) who I'm imagining is a Scottish nationalist and hunter (note the antlers). A quirky touch in keeping with the overall subject matter.



**"City of Aberdeen"**

Below and right are shots of the folded awning on the "Maid of Aberdeen". I used waxed paper of all things, for the tarp material. Thinned gray paint ran convincingly into the folds, automatically creating shadows and highlights--the effect was better than I'd hoped.



### Restoration of a Circa 1920s "USS Constitution" By Peter Gutterman

Following are photos of the restored vintage model. The project took just shy of two years to complete. It was restored from the main deck up. This included replacing the entire suit of sails and associated rigging. The paint is original as well as most of the fittings except for replacement anchors and some blocks.





## **CALENDAR OF EVENTS**

### **Cabin Fever Expo 2016 Model Engineering Show & Auctions**

January 15-17, 2016  
Lebanon Valley Expo Center  
80 Rocherty Road  
Lebanon, PA 17042  
The Largest Show Of Its Kind in The Country!  
Includes Auctions, Vendors, Exhibitors, Consignment  
Sales Area

### **Old Dominion Open Model Show**

February 27th, 2016,  
Richmond International Raceway complex  
[www.ipmsrichmond.org](http://www.ipmsrichmond.org)

*THE*






*LYNX*

**MEMBER MODEL PHOTO PAGES**

**Brion Boyles  
restoration of a client's  
model; the French  
Battleship,  
"Dunkerque"**

Dunkerque was the lead ship of the Dunkerque class of battleships built for the French Navy in the 1930s. The class also included Strasbourg.





Below is a picture of the docking area of a train layout that Brion built for the same client he restored the Dunkurque for. The tug is part of the New York Central Railway harbor craft used for maneuvering barges of railway cars and other related equipment.



---

**FROM THE "LOG OF THE WASHINGTON  
SHIP MODEL SOCIETY"**

- ✿ **1933 January 10th**, Honorable Franklin D. Roosevelt elected Honorary Member. Parchment membership certificate prepared by President Harold Cook and accepted by Mr. Roosevelt.

**Classifieds**

None this month

*Newsletter Ad Policy*

*Members may submit as many ads as they choose for printing in the Lynx. They may be either want or for sale ads and should normally be limited to a 100 or less words. Non-members may also submit one ad to a monthly newsletter*



**2017**